



Ur: Supervisor
Rep: rptAnalíticoPresupuestoIngresos

Municipio de Tolcayuca
Hidalgo
Estado Analítico Mensual de Ingresos
.Al 31/dic./2022

Fecha y 11/ene./2023
hora de Impresión 08:14 p. m.

Rubro de Ingreso		Presupuesto Vigente	Ene	Feb	Mar	Abr	May	Jun	Jul	Ago	Sep	Oct	Nov	Dic	Total	Diferencia (Vigente - Total)
11	Impuestos sobre los Ingresos	\$102,500.00	\$0.00	\$0.00	\$0.00	\$0.00	\$0.00	\$0.00	\$0.00	\$0.00	\$0.00	\$0.00	\$0.00	\$0.00	\$0.00	\$102,500.00
11-02	Impuesto sobre Juegos permitidos,	\$90,000.00	\$0.00	\$0.00	\$0.00	\$0.00	\$0.00	\$0.00	\$0.00	\$0.00	\$0.00	\$0.00	\$0.00	\$0.00	\$0.00	\$90,000.00
11-03	Impuestos a comercios ambulantes	\$12,500.00	\$0.00	\$0.00	\$0.00	\$0.00	\$0.00	\$0.00	\$0.00	\$0.00	\$0.00	\$0.00	\$0.00	\$0.00	\$0.00	\$12,500.00
12	Impuestos sobre el patrimonio	\$19,756,834.99	\$2,657,318.71	\$1,450,736.06	\$2,400,133.90	\$1,057,081.06	\$1,588,537.44	\$2,672,694.59	\$2,501,755.65	\$1,873,513.98	\$2,569,670.77	\$2,012,331.29	\$1,508,665.71	\$1,984,988.30	\$24,277,427.46	-\$4,520,592.47
12-01	Impuesto predial	\$5,981,733.74	\$2,625,502.65	\$1,240,162.64	\$457,341.70	\$80,309.39	\$195,060.70	\$65,919.79	\$116,781.14	\$51,352.77	\$38,026.31	\$43,210.33	\$96,882.72	\$33,842.66	\$5,044,402.80	\$937,330.94
12-01-01-	Urbano	\$1,600,000.00	\$1,204,823.80	\$0.00	\$0.00	\$0.00	\$5,362.96	\$47,315.25	\$99,929.03	\$38,787.93	\$23,621.02	\$31,271.81	\$67,470.52	\$32,349.92	\$1,608,803.69	-\$8,803.69
12-01-01-	Poseedor urbano 2022	\$1,600,000.00	\$1,046,985.98	\$0.00	\$0.00	\$0.00	\$43,124.05	\$0.00	\$41,485.95	\$96,808.48	\$20,073.87	\$24,247.06	\$62,586.87	\$25,859.76	\$1,393,969.84	\$206,030.16
12-01-01-	Ejidal urbano 2017-2021	\$0.00	\$0.00	\$0.00	\$0.00	\$0.00	\$2,379.46	\$0.00	\$793.15	\$2,777.11	\$1,711.15	\$7,024.75	\$1,481.65	\$793.16	\$46,495.31	-\$46,495.31
12-01-01-	Ejidal Urbano 2022	\$0.00	\$129,700.84	\$0.00	\$0.00	\$9,639.00	\$2,983.50	\$5,829.30	\$2,327.40	\$3,213.00	\$1,836.00	\$0.00	\$3,402.00	\$5,697.00	\$164,628.04	-\$164,628.04
12-01-01-	Rústico poseedor 2017-2021	\$0.00	\$129,700.84	\$0.00	\$0.00	\$9,639.00	\$2,983.50	\$5,829.30	\$2,327.40	\$3,213.00	\$1,836.00	\$0.00	\$3,402.00	\$5,697.00	\$164,628.04	-\$164,628.04
12-01-01-	Rústico poseedor 2022	\$0.00	\$3,710.50	\$0.00	\$0.00	\$0.00	\$0.00	\$0.00	\$0.00	\$0.00	\$0.00	\$0.00	\$0.00	\$0.00	\$3,710.50	-\$3,710.50
12-01-02-	Rústico	\$3,523,131.14	\$1,390,283.55	\$981,938.38	\$313,547.26	\$20,575.36	\$149,405.38	\$18,412.10	\$16,274.79	\$11,891.30	\$14,212.85	\$3,750.64	\$29,133.51	\$1,107.86	\$2,950,532.98	\$572,598.16
12-01-02-	Rústico 2022	\$3,523,131.14	\$1,390,283.55	\$981,938.38	\$313,547.26	\$20,575.36	\$149,405.38	\$18,412.10	\$16,274.79	\$11,891.30	\$14,212.85	\$3,750.64	\$29,133.51	\$1,107.86	\$2,950,532.98	\$572,598.16
12-01-03	Ejidal	\$858,602.60	\$30,395.30	\$258,224.26	\$143,794.44	\$1,862.58	\$40,292.36	\$192.44	\$577.32	\$673.54	\$192.44	\$8,187.88	\$288.69	\$384.88	\$485,066.13	\$373,536.47
12-01-03-	Ejidal 2022	\$858,602.60	\$30,395.30	\$258,224.26	\$143,794.44	\$1,862.58	\$40,292.36	\$192.44	\$577.32	\$673.54	\$192.44	\$8,187.88	\$288.69	\$384.88	\$485,066.13	\$373,536.47
12-02	Traslado de dominio	\$13,775,101.25	\$31,816.06	\$210,573.42	\$1,942,792.20	\$976,771.67	\$1,393,476.74	\$2,606,774.80	\$2,384,974.51	\$1,822,161.21	\$2,531,644.46	\$1,969,120.96	\$1,411,772.99	\$1,951,145.64	\$19,233,024.66	-\$5,457,923.41
17	Accesorios de Impuestos	\$440,417.30	\$0.00	\$0.00	\$0.00	\$0.00	\$0.00	\$73.44	\$0.00	\$3,619.88	\$0.00	\$2,180.72	\$0.00	\$0.00	\$5,874.04	\$434,543.26
17-01	Recargos	\$220,417.30	\$0.00	\$0.00	\$0.00	\$0.00	\$0.00	\$0.00	\$0.00	\$0.00	\$0.00	\$0.00	\$0.00	\$0.00	\$0.00	\$220,417.30
17-01-01	Recargos del predial	\$220,417.30	\$0.00	\$0.00	\$0.00	\$0.00	\$0.00	\$0.00	\$0.00	\$0.00	\$0.00	\$0.00	\$0.00	\$0.00	\$0.00	\$220,417.30
17-02	Rezagos	\$220,000.00	\$0.00	\$0.00	\$0.00	\$0.00	\$0.00	\$73.44	\$0.00	\$3,619.88	\$0.00	\$2,180.72	\$0.00	\$0.00	\$5,874.04	\$214,125.96
17-02-01	Rezagos del predial	\$220,000.00	\$0.00	\$0.00	\$0.00	\$0.00	\$0.00	\$73.44	\$0.00	\$3,619.88	\$0.00	\$2,180.72	\$0.00	\$0.00	\$5,874.04	\$214,125.96
43	Derechos por prestación de servicios	\$11,012,160.47	\$1,666,747.29	\$541,071.23	\$550,902.56	\$691,391.30	\$653,816.14	\$1,110,254.42	\$717,409.59	\$588,360.21	\$667,335.64	\$517,377.33	\$755,735.86	\$463,107.58	\$9,323,509.15	\$1,688,651.32
43-01	Derechos por servicios públicos	\$6,367,084.28	\$1,139,980.01	\$283,063.73	\$362,859.52	\$351,451.32	\$260,090.76	\$996,072.37	\$431,200.79	\$289,112.09	\$376,685.28	\$203,610.33	\$423,278.21	\$240,830.33	\$5,358,234.74	\$1,008,849.54
43-01-01	Derechos por servicio de alumbrad	\$384,655.00	\$0.00	\$0.00	\$0.00	\$0.00	\$0.00	\$0.00	\$0.00	\$0.00	\$0.00	\$0.00	\$0.00	\$0.00	\$0.00	\$384,655.00
43-01-02	Derechos por servicios de agua pot	\$4,570,673.49	\$1,036,169.22	\$249,497.45	\$334,891.45	\$323,423.77	\$255,891.60	\$974,480.94	\$395,670.25	\$266,996.70	\$351,737.29	\$185,214.29	\$390,072.30	\$232,633.78	\$4,996,679.04	-\$426,005.55
43-01-02-	Cuota	\$1,400,000.00	\$523,192.69	\$109,376.87	\$123,462.27	\$84,320.14	\$82,436.62	\$144,818.70	\$132,142.37	\$69,713.37	\$72,089.64	\$55,705.45	\$166,360.48	\$102,081.56	\$1,685,690.16	-\$285,690.16
43-01-02-	Conexión	\$35,000.00	\$681.52	\$24.39	\$1,862.22	\$6,601.52	\$3,210.49	\$2,915.97	\$2,946.46	\$364.60	\$1,347.00	\$2,729.80	\$9,169.92	\$1,343.00	\$33,176.89	\$1,823.11
43-01-02-	Viajes de agua	\$900,000.00	\$8,645.27	\$48,031.50	\$72,950.00	\$78,200.00	\$85,000.00	\$184,200.00	\$59,107.49	\$49,937.02	\$69,000.00	\$71,339.00	\$45,071.58	\$84,365.90	\$65,847.76	\$44,152.24
43-01-02-	Medidores	\$0.00	\$0.00	\$0.00	\$0.00	\$0.00	\$0.00	\$0.00	\$2,120.20	\$2,960.60	\$2,900.40	\$2,420.20	\$3,620.80	\$1,340.40	\$15,362.60	-\$15,362.60
43-01-02-	Contrato	\$100,000.00	\$10,444.94	\$2,010.00	\$5,764.92	\$8,246.20	\$3,015.00	\$12,779.20	\$22,646.12	\$20,698.21	\$7,495.40	\$7,798.17	\$6,141.00	\$7,803.70	\$115,045.86	-\$15,045.86
43-01-02-	Consumo Medidor	\$2,135,673.49	\$493,234.80	\$90,054.69	\$130,852.04	\$146,052.91	\$82,229.49	\$629,767.07	\$176,707.61	\$103,122.90	\$198,904.65	\$45,221.67	\$159,706.52	\$35,699.22	\$2,291,555.77	-\$155,882.28
43-01-03	Derechos por servicios de drenaje	\$1,250,145.49	\$85,293.79	\$16,301.78	\$18,366.07	\$16,235.55	\$0.00	\$11,515.43	\$30,330.04	\$2,406.89	\$3,894.99	\$4,103.04	\$25,748.91	\$2,966.05	\$217,242.54	\$1,032,902.95
43-01-04	Derechos por uso de rastro, guarda	\$5,032.30	\$0.00	\$0.00	\$0.00	\$0.00	\$24.66	\$0.00	\$0.00	\$0.00	\$1,458.50	\$0.00	\$0.00	\$0.00	\$1,483.16	\$3,549.14
43-01-05	Derechos por servicio y uso de pani	\$150,825.00	\$18,432.50	\$17,167.00	\$9,318.50	\$11,792.00	\$4,080.00	\$10,076.00	\$5,200.50	\$19,618.50	\$19,594.50	\$14,293.00	\$3,782.50	\$0.00	\$138,585.50	\$12,039.50



Utr Supervisor

Rep: rptAnaliticoPresupuestoIngresos

Municipio de Tolcayuca
Hidalgo
Estado Analítico Mensual de Ingresos
Al 31/dic./2022

Fecha y hora de Impresión
11/ene./2023
08:14 p. m.

Rubro de Ingreso		Presupuesto Vigiente	Ene	Feb	Mar	Abr	May	Jun	Jul	Ago	Sep	Oct	Nov	Dic	Total (Vigente - Total)	Diferencia
43-01-06	Derechos por servicio de limpieza	\$5,953.00	\$94.50	\$97.50	\$283.50	\$0.00	\$94.50	\$0.00	\$0.00	\$0.00	\$0.00	\$0.00	\$3,412.00	\$0.00	\$3,982.00	\$1,971.00
43-01-07	Permiso para instalación o construcción	\$0.00	\$0.00	\$0.00	\$0.00	\$0.00	\$0.00	\$0.00	\$0.00	\$0.00	\$0.00	\$0.00	\$282.50	\$0.00	\$282.50	-\$282.50
43-02	Derechos por registro, licencias y p	\$1,146,057.61	\$95,235.96	\$63,279.70	\$38,970.22	\$31,199.00	\$25,212.55	\$26,606.50	\$34,603.80	\$40,196.45	\$42,880.81	\$26,266.00	\$22,485.70	\$28,799.50	\$475,738.19	\$670,319.42
43-02-01	Derechos por registro familiar	\$66,122.40	\$6,328.50	\$11,992.50	\$2,924.00	\$3,987.00	\$4,098.00	\$4,269.50	\$10,870.50	\$2,616.50	\$21,009.97	\$4,588.00	\$2,080.50	\$6,506.00	\$81,271.97	-\$15,149.57
43-02-01-	Registro de nacimiento	\$15,000.00	\$0.00	\$0.00	\$0.00	\$0.00	\$0.00	\$0.00	\$0.00	\$0.00	\$0.00	\$0.00	\$0.00	\$0.00	\$0.00	\$15,000.00
43-02-01-	Registro de matrimonio	\$10,000.00	\$0.00	\$6,619.50	\$0.00	\$1,613.00	\$2,100.00	\$806.50	\$7,106.50	\$806.50	\$3,855.00	\$3,713.00	\$806.50	\$2,419.50	\$29,856.00	\$19,856.00
43-02-01-	Registro de defunción	\$25,000.00	\$6,328.50	\$3,320.00	\$724.00	\$0.00	\$1,448.00	\$0.00	\$1,810.00	\$1,810.00	\$16,840.97	\$362.00	\$724.00	\$1,810.00	\$35,902.47	-\$10,902.47
43-02-01-	Registro de divorcio	\$5,000.00	\$0.00	\$1,650.00	\$2,200.00	\$1,650.00	\$550.00	\$3,059.00	\$1,954.00	\$0.00	\$304.00	\$152.00	\$550.00	\$2,276.50	\$14,345.50	-\$9,345.50
43-02-01-	Reconocimientos Hijos	\$11,122.40	\$0.00	\$403.00	\$0.00	\$0.00	\$0.00	\$403.00	\$0.00	\$0.00	\$0.00	\$362.00	\$0.00	\$0.00	\$1,168.00	\$9,954.40
43-02-02	Derechos por servicios de certifiac	\$371,801.40	\$19,567.80	\$48,578.20	\$22,805.50	\$15,172.00	\$15,620.00	\$20,741.00	\$22,386.80	\$27,578.45	\$17,885.64	\$19,842.50	\$16,918.50	\$14,027.50	\$260,143.89	\$111,657.51
43-02-03	Derechos por servicios de expedici	\$565,000.00	\$0.00	\$0.00	\$0.00	\$0.00	\$0.00	\$0.00	\$0.00	\$0.00	\$0.00	\$0.00	\$0.00	\$0.00	\$0.00	\$565,000.00
43-02-05	Derechos por expedición, revalidaci	\$100,500.01	\$0.00	\$0.00	\$0.00	\$0.00	\$0.00	\$0.00	\$0.00	\$0.00	\$0.00	\$0.00	\$0.00	\$0.00	\$0.00	\$100,500.01
43-02-06	Derechos por expedición y revalidaci	\$35,000.00	\$0.00	\$0.00	\$0.00	\$0.00	\$0.00	\$0.00	\$0.00	\$0.00	\$0.00	\$0.00	\$0.00	\$0.00	\$0.00	\$35,000.00
43-02-07	Derechos por licencia o permiso pa	\$7,633.80	\$0.00	\$0.00	\$0.00	\$0.00	\$0.00	\$0.00	\$0.00	\$0.00	\$0.00	\$0.00	\$0.00	\$0.00	\$0.00	\$7,633.80
43-02-08	Expedición de constancias	\$0.00	\$70,238.66	\$2,409.00	\$13,215.72	\$11,890.00	\$5,369.55	\$1,172.00	\$1,186.50	\$9,876.50	\$3,750.20	\$1,759.50	\$3,486.70	\$9,241.00	\$132,597.33	-\$132,597.33
43-02-09	Costo de tarjeta y/o boleta predial	\$0.00	\$100.00	\$300.00	\$25.00	\$150.00	\$125.00	\$425.00	\$150.00	\$125.00	\$225.00	\$75.00	\$0.00	\$25.00	\$1,725.00	-\$1,725.00
43-03	Derechos en materia de desarrollo i	\$3,399,016.58	\$431,531.32	\$194,727.80	\$549,072.82	\$308,740.98	\$368,512.83	\$87,575.55	\$251,605.00	\$259,049.67	\$247,769.55	\$287,501.00	\$308,971.95	\$193,477.75	\$3,489,836.22	-\$90,517.64
43-03-01	Derechos por alineamiento, deslinde	\$28,548.48	\$1,540.00	\$945.00	\$9,573.00	\$0.00	\$472.50	\$3,780.00	\$20,252.72	\$49,438.92	\$47,093.26	\$2,840.50	\$25,364.83	\$25,701.48	\$187,002.01	-\$158,453.53
43-03-02	Realización y expedición de avalúo	\$277,642.50	\$21,420.00	\$30,690.00	\$209,050.00	\$23,593.50	\$293,988.08	\$22,620.00	\$46,096.43	\$42,210.00	\$25,200.00	\$171,612.00	\$175,896.00	\$22,050.00	\$1,084,426.01	-\$806,783.51
43-03-03	Derechos por la expedición de cons	\$0.00	\$0.00	\$0.00	\$0.00	\$0.00	\$0.00	\$0.00	\$0.00	\$832.00	\$0.00	\$300.00	\$0.00	\$0.00	\$1,132.00	-\$1,132.00
43-03-04	Derechos por licencias para consti	\$2,156,645.50	\$408,571.32	\$163,092.80	\$330,449.82	\$285,147.48	\$74,052.25	\$51,324.34	\$181,855.85	\$166,568.75	\$175,476.29	\$112,748.50	\$108,711.32	\$110,814.79	\$2,168,913.51	-\$12,268.01
43-03-04-	Licencias de construcción	\$2,156,645.50	\$245,567.31	\$23,221.00	\$292,844.42	\$251,749.58	\$17,194.65	\$7,671.55	\$155,617.85	\$162,571.15	\$175,476.29	\$107,768.80	\$5,123.38	\$10,914.79	\$1,435,720.77	\$720,924.73
43-03-04-	Licencias diversas	\$0.00	\$163,004.01	\$139,871.80	\$37,605.40	\$53,397.90	\$56,857.60	\$43,111.79	\$26,238.00	\$3,997.60	\$0.00	\$4,979.70	\$103,587.94	\$100,000.00	\$732,651.74	-\$732,651.74
43-03-04-	Apertura de expediente	\$0.00	\$0.00	\$0.00	\$0.00	\$0.00	\$0.00	\$541.00	\$0.00	\$0.00	\$0.00	\$0.00	\$0.00	\$0.00	\$541.00	-\$541.00
43-03-06	Derechos por autorización para la ve	\$701,097.10	\$0.00	\$0.00	\$0.00	\$0.00	\$0.00	\$0.00	\$0.00	\$0.00	\$0.00	\$0.00	\$0.00	\$0.00	\$0.00	\$701,097.10
43-03-07	Otros derechos por servicios relac	\$200,085.00	\$0.00	\$0.00	\$0.00	\$0.00	\$0.00	\$0.00	\$0.00	\$0.00	\$0.00	\$0.00	\$0.00	\$0.00	\$0.00	\$200,085.00
43-03-09	Derechos por supervisión de obra p	\$35,000.00	\$0.00	\$0.00	\$0.00	\$0.00	\$0.00	\$9,851.21	\$0.00	\$0.00	\$0.00	\$0.00	\$0.00	\$0.00	\$44,682.69	-\$9,682.69
43-03-09-	Faenas	\$25,000.00	\$0.00	\$0.00	\$0.00	\$0.00	\$0.00	\$0.00	\$0.00	\$0.00	\$0.00	\$0.00	\$0.00	\$0.00	\$0.00	\$25,000.00
43-03-09-	1% SUPERVISION DE OBRA	\$25,000.00	\$0.00	\$0.00	\$0.00	\$0.00	\$0.00	\$0.00	\$0.00	\$0.00	\$0.00	\$0.00	\$0.00	\$0.00	\$0.00	\$25,000.00
43-03-09-	1% SOP AMPLIACION DE ELEC	\$0.00	\$0.00	\$0.00	\$0.00	\$0.00	\$0.00	\$0.00	\$0.00	\$0.00	\$0.00	\$0.00	\$0.00	\$0.00	\$3,455.65	-\$3,455.65
43-03-09-	1% SOP ELECTRIFICACION EI	\$0.00	\$0.00	\$0.00	\$0.00	\$0.00	\$0.00	\$0.00	\$0.00	\$0.00	\$0.00	\$0.00	\$0.00	\$0.00	\$8,059.76	-\$8,059.76
43-03-09-	1% SOP OBRA AMPLIACION D	\$0.00	\$0.00	\$0.00	\$0.00	\$0.00	\$0.00	\$0.00	\$0.00	\$0.00	\$0.00	\$0.00	\$0.00	\$0.00	\$4,113.61	-\$4,113.61
43-03-09-	REPO	\$10,000.00	\$0.00	\$0.00	\$0.00	\$0.00	\$0.00	\$9,851.21	\$0.00	\$0.00	\$0.00	\$0.00	\$0.00	\$0.00	\$19,182.46	-\$9,033.67
43-03-09-	1% SUPERVISION DE OBRA	\$10,000.00	\$0.00	\$0.00	\$0.00	\$0.00	\$0.00	\$0.00	\$0.00	\$0.00	\$0.00	\$0.00	\$0.00	\$0.00	\$10,000.00	\$0.00
43-03-09-	1% SOP 2DA ETAPA DE REHAE	\$0.00	\$0.00	\$0.00	\$0.00	\$0.00	\$0.00	\$9,851.21	\$0.00	\$0.00	\$0.00	\$0.00	\$0.00	\$0.00	\$9,851.21	-\$9,851.21

Municipio de Tolcayuca
Hidalgo
Estado Analítico Mensual de Ingresos
Al 31/dic./2022

Fecha y hora de Impresión 11/ene./2023 08:14 p. m.

Usr: Supervisor
Rep: rptAnaliticoPresupuestoIngresos

[illegible]



Urr: Supervisor

Rep: rptAnaliticoPresupuestoIngresos

Municipio de Toluca
Hidalgo
Estado Analítico Mensual de Ingresos
Al 31/dic./2022

Fecha y hora de Impresión
11/ene./2023
08:14 p. m.

Rubro de Ingreso		Presupuesto Vigente	Ene	Feb	Mar	Abr	May	Jun	Jul	Ago	Sep	Oct	Nov	Dic	Total	Diferencia (Vigente - Total)
61-09-12-01	Rezagos del agua potable	\$1,887,352.60	\$43,586.34	\$25,362.93	\$87,967.01	\$0.00	\$0.00	\$3,662.01	\$87,610.48	\$22,196.32	\$0.00	\$47,974.68	\$0.00	\$71,706.34	\$390,066.11	\$1,487,286.49
61-09-12-02	Rezagos predio 2017-2021	\$0.00	\$472,184.44	\$0.00	\$0.00	\$73,302.99	\$334,948.48	\$76,745.38	\$10,777.66	\$78,388.18	\$45,919.52	\$61,688.46	\$164,155.06	\$86,036.49	\$1,504,146.66	-\$1,504,146.66
61-09-12-03	Rezagos predio ejercicio 2017	\$0.00	\$43,609.52	\$0.00	\$0.00	\$11,710.46	\$3,570.00	\$6,567.48	\$6,278.98	\$8,375.40	\$3,674.06	\$5,912.60	\$17,008.88	\$4,667.49	\$114,374.87	-\$114,374.87
61-09-12-04	Rezagos predio ejercicio 2018	\$0.00	\$52,998.25	\$0.00	\$0.00	\$12,536.64	\$4,029.00	\$8,761.83	\$15,380.82	\$9,604.90	\$4,592.06	\$10,867.29	\$24,340.27	\$3,410.10	\$146,520.96	-\$146,520.96
61-09-12-05	Rezagos predio ejercicio 2019	\$0.00	\$64,960.04	\$0.00	\$0.00	\$18,990.63	\$6,723.28	\$12,831.81	\$16,531.90	\$15,616.16	\$10,621.76	\$11,785.29	\$28,166.84	\$5,144.10	\$191,391.81	-\$191,391.81
61-09-12-06	Rezagos predio ejercicio 2020	\$0.00	\$87,055.42	\$0.00	\$0.00	\$30,065.26	\$318,987.79	\$18,911.67	\$21,374.50	\$19,741.76	\$11,080.76	\$13,679.67	\$38,672.46	\$63,032.10	\$622,601.39	-\$622,601.39
61-09-12-07	Rezagos predio ejercicio 2021	\$0.00	\$223,581.21	\$0.00	\$0.00	\$0.00	\$1,638.41	\$29,672.59	\$51,211.66	\$25,049.96	\$15,950.88	\$16,443.61	\$55,946.61	\$9,782.70	\$429,257.63	-\$429,257.63
61-09-12-08	Rezagos agua ejercicio 2017-2021	\$0.00	\$0.00	\$0.00	\$0.00	\$60,366.40	\$37,195.59	\$31,075.02	\$33,253.00	\$8,467.95	\$39,381.60	\$35,472.25	\$27,189.29	\$9,537.58	\$281,939.68	-\$281,939.68
61-09-12-09	Rezagos agua ejercicio 2017	\$0.00	\$0.00	\$0.00	\$0.00	\$0.00	\$0.00	\$0.00	\$2,883.99	\$3,300.15	\$1,537.62	\$655.12	\$9,090.05	\$542.52	\$17,909.45	-\$17,909.45
61-09-12-10	Rezagos agua ejercicio 2018	\$0.00	\$0.00	\$0.00	\$0.00	\$0.00	\$0.00	\$0.00	\$3,927.52	\$969.10	\$1,537.62	\$542.52	\$6,761.82	\$1,085.04	\$13,823.62	-\$13,823.62
61-09-12-11	Rezagos agua ejercicio 2019	\$0.00	\$0.00	\$0.00	\$0.00	\$0.00	\$0.00	\$757.48	\$5,046.61	\$2,415.82	\$1,537.64	\$542.52	\$6,575.60	\$1,491.93	\$18,367.60	-\$18,367.60
61-09-12-12	Rezagos agua ejercicio 2020	\$0.00	\$0.00	\$0.00	\$0.00	\$0.00	\$0.00	\$0.00	\$5,743.54	\$969.10	\$2,080.16	\$2,170.08	\$5,761.82	\$3,076.97	\$19,801.67	-\$19,801.67
61-09-12-13	Rezagos agua ejercicio 2021	\$0.00	\$0.00	\$0.00	\$0.00	\$0.00	\$37,195.59	\$30,318.54	\$15,651.34	\$813.78	\$32,688.55	\$31,682.01	\$0.00	\$3,341.12	\$212,037.34	-\$212,037.34
61-09-15	RENDIMIENTOS REPO 2022	\$0.00	\$0.00	\$0.00	\$31.62	\$25.23	\$0.00	\$0.00	\$0.00	\$0.00	\$0.00	\$0.00	\$0.00	\$0.00	\$56.85	-\$56.85
61-09-99	Otros ingresos no especificados	\$0.00	\$0.00	\$0.00	\$0.00	\$8.12	\$0.00	\$0.00	\$0.00	\$0.00	\$0.00	\$0.00	\$0.00	\$0.86	\$8.98	-\$8.98
81	Participaciones	\$37,871,228.00	\$3,748,263.95	\$3,722,057.63	\$2,575,364.68	\$4,581,604.98	\$3,049,155.10	\$2,079,492.96	\$3,113,765.25	\$2,717,567.79	\$2,548,077.43	\$2,345,548.12	\$2,737,045.79	\$6,079,608.96	\$39,297,552.84	-\$39,297,552.84
81-01	FONDO GENERAL DE PARTICIPACI	\$23,969,559.00	\$2,127,974.55	\$2,577,465.66	\$1,498,135.65	\$3,058,767.77	\$2,038,100.53	\$1,222,154.04	\$1,611,758.99	\$1,664,933.78	\$1,506,314.17	\$1,173,741.45	\$1,688,905.43	\$4,969,442.16	\$25,117,684.18	-\$25,117,684.18
81-01-01	ENERO	\$1,997,463.42	\$0.00	\$0.00	\$0.00	\$0.00	\$0.00	\$0.00	\$0.00	\$0.00	\$0.00	\$0.00	\$0.00	\$0.00	\$2,127,974.55	-\$2,127,974.55
81-01-02	FEBRERO	\$1,997,463.42	\$0.00	\$0.00	\$0.00	\$0.00	\$0.00	\$0.00	\$0.00	\$0.00	\$0.00	\$0.00	\$0.00	\$0.00	\$2,127,974.55	-\$2,127,974.55
81-01-03	MARZO	\$1,997,463.42	\$0.00	\$0.00	\$1,498,007.65	\$0.00	\$0.00	\$0.00	\$0.00	\$0.00	\$0.00	\$0.00	\$0.00	\$0.00	\$2,575,964.83	-\$2,575,964.83
81-01-04	ABRIL	\$1,997,463.42	\$0.00	\$0.00	\$0.00	\$3,058,630.41	\$0.00	\$0.00	\$0.00	\$0.00	\$0.00	\$0.00	\$0.00	\$0.00	\$1,498,007.65	-\$1,498,007.65
81-01-05	MAYO	\$1,997,463.42	\$0.00	\$0.00	\$0.00	\$0.00	\$0.00	\$0.00	\$0.00	\$0.00	\$0.00	\$0.00	\$0.00	\$0.00	\$3,058,630.41	-\$3,058,630.41
81-01-06	JUNIO	\$1,997,463.42	\$0.00	\$0.00	\$0.00	\$0.00	\$2,037,966.23	\$0.00	\$0.00	\$0.00	\$0.00	\$0.00	\$0.00	\$0.00	\$2,037,966.23	-\$2,037,966.23
81-01-07	JULIO	\$1,997,463.42	\$0.00	\$0.00	\$0.00	\$0.00	\$0.00	\$0.00	\$0.00	\$0.00	\$0.00	\$0.00	\$0.00	\$0.00	\$2,122,154.04	-\$2,122,154.04
81-01-08	AGOSTO	\$1,997,463.42	\$0.00	\$0.00	\$0.00	\$0.00	\$0.00	\$0.00	\$1,611,607.65	\$0.00	\$0.00	\$0.00	\$0.00	\$0.00	\$40,502.81	-\$40,502.81
81-01-09	SEPTIEMBRE	\$1,997,463.42	\$0.00	\$0.00	\$0.00	\$0.00	\$0.00	\$0.00	\$0.00	\$1,664,795.65	\$0.00	\$0.00	\$0.00	\$0.00	\$1,611,607.65	-\$1,611,607.65
81-01-10	OCTUBRE	\$1,997,463.42	\$0.00	\$0.00	\$0.00	\$0.00	\$0.00	\$0.00	\$0.00	\$0.00	\$1,506,201.11	\$0.00	\$0.00	\$0.00	\$1,506,201.11	-\$1,506,201.11
81-01-11	NOVIEMBRE	\$1,997,463.42	\$0.00	\$0.00	\$0.00	\$0.00	\$0.00	\$0.00	\$0.00	\$0.00	\$0.00	\$1,173,636.47	\$0.00	\$0.00	\$1,173,636.47	-\$1,173,636.47
81-01-12	DICIEMBRE	\$1,997,463.42	\$0.00	\$0.00	\$0.00	\$0.00	\$0.00	\$0.00	\$0.00	\$0.00	\$0.00	\$0.00	\$0.00	\$0.00	\$1,684,892.15	-\$1,684,892.15
81-01-13	RENDIMIENTOS FGP	\$0.00	\$0.00	\$1,500.83	\$128.00	\$137.36	\$224.30	\$186.41	\$151.34	\$138.13	\$113.06	\$104.98	\$105.28	\$4,826,787.57	\$4,826,787.57	-\$4,826,787.57
81-02	FONDO DE FOMENTO MUNICIPAL	\$8,488,490.00	\$759,115.30	\$840,946.50	\$651,277.95	\$968,914.98	\$785,865.91	\$732,657.00	\$703,762.31	\$713,693.36	\$688,661.28	\$612,184.39	\$729,873.97	\$110,270.59	\$113,060.28	-\$113,060.28
81-02-01	ENERO	\$707,374.00	\$759,115.30	\$0.00	\$0.00	\$0.00	\$0.00	\$0.00	\$0.00	\$0.00	\$0.00	\$0.00	\$0.00	\$0.00	\$110,270.59	-\$110,270.59
81-02-02	FEBRERO	\$707,374.00	\$0.00	\$840,946.87	\$0.00	\$0.00	\$0.00	\$0.00	\$0.00	\$0.00	\$0.00	\$0.00	\$0.00	\$0.00	\$744,232.95	-\$744,232.95
81-02-03	MARZO	\$707,374.00	\$0.00	\$0.00	\$0.00	\$0.00	\$0.00	\$0.00	\$0.00	\$0.00	\$0.00	\$0.00	\$0.00	\$0.00	\$759,115.30	-\$759,115.30
81-02-04	ABRIL	\$707,374.00	\$0.00	\$0.00	\$651,258.86	\$0.00	\$0.00	\$0.00	\$0.00	\$0.00	\$0.00	\$0.00	\$0.00	\$0.00	\$940,640.87	-\$940,640.87
				\$0.00	\$0.00	\$968,892.80	\$0.00	\$0.00	\$0.00	\$0.00	\$0.00	\$0.00	\$0.00	\$0.00	\$851,258.86	-\$851,258.86
				\$0.00	\$0.00	\$0.00	\$0.00	\$0.00	\$0.00	\$0.00	\$0.00	\$0.00	\$0.00	\$0.00	\$968,892.80	-\$968,892.80



Ur: Supervisor
Rep: rptAnaliticoPresupuestoIngresos

Municipio de Tolcayuca
Hidalgo
Estado Analítico Mensual de Ingresos
Al 31/dic./2022

Fecha y hora de Impresión
11/ene./2023
08:14 p. m.

Rubro de Ingreso		Presupuesto Vigente	Ene	Feb	Mar	Abr	May	Jun	Jul	Ago	Sep	Oct	Nov	Dic	Total	Diferencia (Vigente - Total)
81-02-05	MAYO	\$707,374.00	\$0.00	\$0.00	\$0.00	\$0.00	\$785,845.64	\$0.00	\$0.00	\$0.00	\$0.00	\$0.00	\$0.00	\$0.00	\$785,845.64	-\$78,471.64
81-02-06	JUNIO	\$707,374.00	\$0.00	\$0.00	\$0.00	\$0.00	\$0.00	\$732,639.83	\$0.00	\$0.00	\$0.00	\$0.00	\$0.00	\$0.00	\$732,639.83	-\$25,265.83
81-02-07	JULIO	\$707,374.00	\$0.00	\$0.00	\$0.00	\$0.00	\$0.00	\$0.00	\$703,744.76	\$0.00	\$0.00	\$0.00	\$0.00	\$0.00	\$703,744.76	\$3,629.24
81-02-08	AGOSTO	\$707,374.00	\$0.00	\$0.00	\$0.00	\$0.00	\$0.00	\$0.00	\$0.00	\$713,685.18	\$0.00	\$0.00	\$0.00	\$0.00	\$713,685.18	-\$6,311.18
81-02-09	SEPTIEMBRE	\$707,374.00	\$0.00	\$0.00	\$0.00	\$0.00	\$0.00	\$0.00	\$0.00	\$0.00	\$688,653.24	\$0.00	\$0.00	\$0.00	\$688,653.24	\$18,720.76
81-02-10	OCTUBRE	\$707,374.00	\$0.00	\$0.00	\$0.00	\$0.00	\$0.00	\$0.00	\$0.00	\$0.00	\$0.00	\$612,175.22	\$0.00	\$0.00	\$612,175.22	\$95,198.78
81-02-11	NOVIEMBRE	\$707,374.00	\$0.00	\$0.00	\$0.00	\$0.00	\$0.00	\$0.00	\$0.00	\$0.00	\$0.00	\$0.00	\$729,658.22	\$0.00	\$729,658.22	-\$22,284.22
81-02-12	DICIEMBRE	\$707,376.00	\$0.00	\$0.00	\$0.00	\$0.00	\$0.00	\$0.00	\$0.00	\$0.00	\$0.00	\$0.00	\$0.00	\$744,201.88	\$744,201.88	-\$36,825.88
81-02-13	RENDIMIENTOS FINANCIEROS FI	\$0.00	\$0.00	\$305.63	\$19.09	\$22.18	\$20.27	\$17.17	\$17.55	\$8.18	\$8.04	\$9.17	\$15.75	\$30.97	\$474.00	-\$474.00
81-03	FONDO DE FISCALIZACIÓN Y REC/	\$1,331,539.00	\$137,267.05	\$51,943.98	\$51,945.07	\$305,263.40	\$51,749.37	\$51,957.25	\$366,506.96	\$51,971.80	\$51,965.54	\$258,951.38	\$51,950.53	\$52,117.99	\$1,483,290.32	-\$151,751.32
81-03-01	ENERO	\$110,961.83	\$137,267.05	\$0.00	\$0.00	\$0.00	\$0.00	\$0.00	\$0.00	\$0.00	\$0.00	\$0.00	\$0.00	\$0.00	\$137,267.05	-\$26,305.22
81-03-02	FEBRERO	\$110,961.83	\$0.00	\$51,938.45	\$0.00	\$0.00	\$0.00	\$0.00	\$0.00	\$0.00	\$0.00	\$0.00	\$0.00	\$0.00	\$51,938.45	\$59,023.38
81-03-03	MARZO	\$110,961.83	\$0.00	\$0.00	\$51,938.45	\$0.00	\$0.00	\$0.00	\$0.00	\$0.00	\$0.00	\$0.00	\$0.00	\$0.00	\$51,938.45	\$59,023.38
81-03-04	ABRIL	\$110,961.83	\$0.00	\$0.00	\$0.00	\$305,254.63	\$0.00	\$0.00	\$0.00	\$0.00	\$0.00	\$0.00	\$0.00	\$0.00	\$305,254.63	-\$194,292.80
81-03-05	MAYO	\$110,961.83	\$0.00	\$0.00	\$0.00	\$0.00	\$51,729.63	\$0.00	\$0.00	\$0.00	\$0.00	\$0.00	\$0.00	\$0.00	\$51,729.63	\$59,232.20
81-03-06	JUNIO	\$110,961.83	\$0.00	\$0.00	\$0.00	\$0.00	\$0.00	\$51,938.45	\$0.00	\$0.00	\$0.00	\$0.00	\$0.00	\$0.00	\$51,938.45	\$59,023.38
81-03-07	JULIO	\$110,961.83	\$0.00	\$0.00	\$0.00	\$0.00	\$0.00	\$0.00	\$366,485.01	\$0.00	\$0.00	\$0.00	\$0.00	\$0.00	\$366,485.01	-\$255,523.18
81-03-08	AGOSTO	\$110,961.83	\$0.00	\$0.00	\$0.00	\$0.00	\$0.00	\$0.00	\$0.00	\$51,938.45	\$0.00	\$0.00	\$0.00	\$0.00	\$51,938.45	\$59,023.38
81-03-09	SEPTIEMBRE	\$110,961.83	\$0.00	\$0.00	\$0.00	\$0.00	\$0.00	\$0.00	\$0.00	\$0.00	\$51,938.45	\$0.00	\$0.00	\$0.00	\$51,938.45	\$59,023.38
81-03-10	OCTUBRE	\$110,961.83	\$0.00	\$0.00	\$0.00	\$0.00	\$0.00	\$0.00	\$0.00	\$0.00	\$0.00	\$258,631.57	\$0.00	\$0.00	\$258,631.57	-\$147,669.74
81-03-11	NOVIEMBRE	\$110,961.83	\$0.00	\$0.00	\$0.00	\$0.00	\$0.00	\$0.00	\$0.00	\$0.00	\$0.00	\$0.00	\$51,938.45	\$0.00	\$51,938.45	\$59,023.38
81-03-12	DICIEMBRE	\$110,958.87	\$0.00	\$0.00	\$0.00	\$0.00	\$0.00	\$0.00	\$0.00	\$0.00	\$0.00	\$0.00	\$0.00	\$51,938.45	\$59,020.42	\$59,020.42
81-03-13	RENDIMIENTOS FINANCIEROS FI	\$0.00	\$0.00	\$5.53	\$6.62	\$8.77	\$19.74	\$18.80	\$21.95	\$33.35	\$27.09	\$19.81	\$12.08	\$179.54	\$353.28	-\$353.28
81-04	FONDO DE DEVOLUCIÓN IMPUEST	\$1,700,000.00	\$581,215.00	\$1,178.28	\$255,819.86	\$129,089.25	\$134,083.14	\$22.17	\$268,402.52	\$128,890.49	\$135,265.09	\$135,149.40	\$136,495.44	\$9.27	\$1,905,619.91	-\$205,619.91
81-04-01	ENERO	\$141,667.00	\$581,215.00	\$0.00	\$0.00	\$0.00	\$0.00	\$0.00	\$0.00	\$0.00	\$0.00	\$0.00	\$0.00	\$0.00	\$581,215.00	-\$439,548.00
81-04-02	FEBRERO	\$141,667.00	\$0.00	\$1,062.00	\$0.00	\$0.00	\$0.00	\$0.00	\$0.00	\$0.00	\$0.00	\$0.00	\$0.00	\$0.00	\$1,062.00	\$140,605.00
81-04-03	MARZO	\$141,667.00	\$0.00	\$0.00	\$255,803.00	\$0.00	\$0.00	\$0.00	\$0.00	\$0.00	\$0.00	\$0.00	\$0.00	\$0.00	\$255,803.00	-\$114,136.00
81-04-04	ABRIL	\$141,667.00	\$0.00	\$0.00	\$0.00	\$129,071.00	\$0.00	\$0.00	\$0.00	\$0.00	\$0.00	\$0.00	\$0.00	\$0.00	\$129,071.00	\$12,596.00
81-04-05	MAYO	\$141,667.00	\$0.00	\$0.00	\$0.00	\$0.00	\$134,082.00	\$0.00	\$0.00	\$0.00	\$0.00	\$0.00	\$0.00	\$0.00	\$134,082.00	\$7,605.00
81-04-06	JUNIO	\$141,667.00	\$0.00	\$0.00	\$0.00	\$0.00	\$0.00	\$0.00	\$0.00	\$0.00	\$0.00	\$0.00	\$0.00	\$0.00	\$0.00	\$141,667.00
81-04-07	JULIO	\$141,667.00	\$0.00	\$0.00	\$0.00	\$0.00	\$0.00	\$0.00	\$0.00	\$0.00	\$0.00	\$0.00	\$0.00	\$0.00	\$0.00	\$141,667.00
81-04-08	AGOSTO	\$141,667.00	\$0.00	\$0.00	\$0.00	\$0.00	\$0.00	\$0.00	\$268,393.00	\$0.00	\$0.00	\$0.00	\$0.00	\$0.00	\$268,393.00	-\$126,726.00
81-04-09	SEPTIEMBRE	\$141,667.00	\$0.00	\$0.00	\$0.00	\$0.00	\$0.00	\$0.00	\$0.00	\$128,887.00	\$0.00	\$0.00	\$0.00	\$0.00	\$128,887.00	\$12,780.00
81-04-10	OCTUBRE	\$141,667.00	\$0.00	\$0.00	\$0.00	\$0.00	\$0.00	\$0.00	\$0.00	\$0.00	\$135,261.00	\$0.00	\$0.00	\$0.00	\$135,261.00	\$6,406.00
81-04-11	NOVIEMBRE	\$141,667.00	\$0.00	\$0.00	\$0.00	\$0.00	\$0.00	\$0.00	\$0.00	\$0.00	\$0.00	\$135,143.00	\$0.00	\$0.00	\$135,143.00	\$6,524.00
81-04-11	NOVIEMBRE	\$141,667.00	\$0.00	\$0.00	\$0.00	\$0.00	\$0.00	\$0.00	\$0.00	\$0.00	\$0.00	\$0.00	\$0.00	\$0.00	\$136,487.00	\$5,180.00



Utr: Supervisor

Rep: rptAnaliticoPresupuestoIngresos

Municipio de Tolcayuca
Hidalgo
Estado Analítico Mensual de Ingresos
Al 31/dic./2022

Fecha y hora de Impresión: 11/ene./2023 08:14 p. m.

Rubro de Ingreso		Presupuesto Vigente	Ene	Feb	Mar	Abr	May	Jun	Jul	Ago	Sep	Oct	Nov	Dic	Total (Vigente - Total)
81-04-12	DICIEMBRE	\$141,663.00	\$0.00	\$0.00	\$0.00	\$0.00	\$0.00	\$0.00	\$0.00	\$0.00	\$0.00	\$0.00	\$0.00	\$0.00	\$0.00
81-04-13	RENDIMIENTOS FISR	\$0.00	\$0.00	\$116.28	\$16.86	\$18.25	\$21.14	\$22.17	\$9.52	\$3.49	\$4.09	\$6.40	\$8.44	\$9.27	\$235.91
81-05	IMPUESTO ESPECIAL SOBRE PROI	\$385,960.00	\$0.00	\$94,371.09	\$27,791.05	\$27,399.41	\$34,900.87	\$37,653.21	\$31,948.67	\$34,843.75	\$34,350.52	\$38,589.33	\$34,138.33	\$36,278.43	\$432,354.66
81-05-01	ENERO	\$32,163.25	\$0.00	\$0.00	\$0.00	\$0.00	\$0.00	\$0.00	\$0.00	\$0.00	\$0.00	\$0.00	\$0.00	\$0.00	\$0.00
81-05-02	FEBRERO	\$32,163.25	\$0.00	\$94,370.79	\$0.00	\$0.00	\$0.00	\$0.00	\$0.00	\$0.00	\$0.00	\$0.00	\$0.00	\$0.00	\$32,163.25
81-05-03	MARZO	\$32,163.25	\$0.00	\$0.00	\$0.00	\$0.00	\$0.00	\$0.00	\$0.00	\$0.00	\$0.00	\$0.00	\$0.00	\$0.00	\$62,207.54
81-05-04	ABRIL	\$32,163.25	\$0.00	\$0.00	\$0.00	\$0.00	\$0.00	\$0.00	\$0.00	\$0.00	\$0.00	\$0.00	\$0.00	\$0.00	\$94,370.79
81-05-05	MAYO	\$32,163.25	\$0.00	\$0.00	\$0.00	\$0.00	\$0.00	\$0.00	\$0.00	\$0.00	\$0.00	\$0.00	\$0.00	\$0.00	\$27,789.39
81-05-06	JUNIO	\$32,163.25	\$0.00	\$0.00	\$0.00	\$0.00	\$0.00	\$0.00	\$0.00	\$0.00	\$0.00	\$0.00	\$0.00	\$0.00	\$4,373.86
81-05-07	JULIO	\$32,163.25	\$0.00	\$0.00	\$0.00	\$0.00	\$0.00	\$37,652.24	\$0.00	\$0.00	\$0.00	\$0.00	\$0.00	\$0.00	\$27,397.47
81-05-08	AGOSTO	\$32,163.25	\$0.00	\$0.00	\$0.00	\$0.00	\$0.00	\$0.00	\$0.00	\$0.00	\$0.00	\$0.00	\$0.00	\$0.00	\$34,989.74
81-05-09	SEPTIEMBRE	\$32,163.25	\$0.00	\$0.00	\$0.00	\$0.00	\$0.00	\$0.00	\$0.00	\$0.00	\$0.00	\$0.00	\$0.00	\$0.00	\$37,662.24
81-05-10	OCTUBRE	\$32,163.25	\$0.00	\$0.00	\$0.00	\$0.00	\$0.00	\$0.00	\$0.00	\$0.00	\$0.00	\$0.00	\$0.00	\$0.00	\$31,947.95
81-05-11	NOVIEMBRE	\$32,163.25	\$0.00	\$0.00	\$0.00	\$0.00	\$0.00	\$0.00	\$0.00	\$0.00	\$0.00	\$0.00	\$0.00	\$0.00	\$34,843.04
81-05-12	DICIEMBRE	\$32,163.25	\$0.00	\$0.00	\$0.00	\$0.00	\$0.00	\$0.00	\$0.00	\$0.00	\$0.00	\$0.00	\$0.00	\$0.00	\$34,349.50
81-05-13	RENDIMIENTOS IEPS TABACOS	\$0.00	\$0.00	\$0.30	\$1.66	\$1.94	\$1.13	\$0.97	\$0.72	\$0.71	\$1.02	\$2.07	\$2.88	\$6.06	\$19.46
81-06	IMPUESTO ESPECIAL SOBRE PROI	\$848,075.00	\$41,939.22	\$47,872.17	\$44,712.29	\$43,036.21	\$0.51	\$7,455.82	\$48,742.68	\$58,898.02	\$62,654.81	\$57,425.31	\$54,971.37	\$67,872.11	\$535,581.53
81-06-01	ENERO	\$70,672.58	\$0.00	\$0.00	\$0.00	\$0.00	\$0.00	\$0.00	\$0.00	\$0.00	\$0.00	\$0.00	\$0.00	\$0.00	\$41,939.22
81-06-02	FEBRERO	\$70,672.58	\$0.00	\$47,868.28	\$0.00	\$0.00	\$0.00	\$0.00	\$0.00	\$0.00	\$0.00	\$0.00	\$0.00	\$0.00	\$28,733.36
81-06-03	MARZO	\$70,672.58	\$0.00	\$0.00	\$44,711.29	\$0.00	\$0.00	\$0.00	\$0.00	\$0.00	\$0.00	\$0.00	\$0.00	\$0.00	\$22,814.30
81-06-04	ABRIL	\$70,672.58	\$0.00	\$0.00	\$0.00	\$43,034.44	\$0.00	\$0.00	\$0.00	\$0.00	\$0.00	\$0.00	\$0.00	\$0.00	\$44,711.29
81-06-05	MAYO	\$70,672.58	\$0.00	\$0.00	\$0.00	\$0.00	\$0.00	\$0.00	\$0.00	\$0.00	\$0.00	\$0.00	\$0.00	\$0.00	\$25,961.29
81-06-06	JUNIO	\$70,672.58	\$0.00	\$0.00	\$0.00	\$0.00	\$0.00	\$0.00	\$0.00	\$0.00	\$0.00	\$0.00	\$0.00	\$0.00	\$43,034.44
81-06-07	JULIO	\$70,672.58	\$0.00	\$0.00	\$0.00	\$0.00	\$0.00	\$7,455.18	\$0.00	\$0.00	\$0.00	\$0.00	\$0.00	\$0.00	\$0.00
81-06-08	AGOSTO	\$70,672.58	\$0.00	\$0.00	\$0.00	\$0.00	\$0.00	\$0.00	\$48,740.61	\$0.00	\$0.00	\$0.00	\$0.00	\$0.00	\$7,455.18
81-06-09	SEPTIEMBRE	\$70,672.58	\$0.00	\$0.00	\$0.00	\$0.00	\$0.00	\$0.00	\$0.00	\$58,897.10	\$0.00	\$0.00	\$0.00	\$0.00	\$63,217.40
81-06-10	OCTUBRE	\$70,672.58	\$0.00	\$0.00	\$0.00	\$0.00	\$0.00	\$0.00	\$0.00	\$0.00	\$0.00	\$0.00	\$0.00	\$0.00	\$48,740.61
81-06-11	NOVIEMBRE	\$70,672.58	\$0.00	\$0.00	\$0.00	\$0.00	\$0.00	\$0.00	\$0.00	\$0.00	\$0.00	\$0.00	\$0.00	\$0.00	\$58,897.10
81-06-12	DICIEMBRE	\$70,672.58	\$0.00	\$0.00	\$0.00	\$0.00	\$0.00	\$0.00	\$0.00	\$0.00	\$0.00	\$0.00	\$0.00	\$0.00	\$62,653.30
81-06-13	RENDIMIENTOS FINANCIEROS IV	\$0.00	\$0.00	\$13.89	\$1.00	\$1.77	\$0.51	\$0.64	\$2.08	\$1.92	\$1.51	\$0.00	\$0.00	\$0.00	\$57,423.51
81-07	Fondo de Estabilización de los Ingr	\$150,000.00	\$0.00	\$49,448.69	\$0.00	\$2.06	\$2.13	\$2.06	\$2.13	\$2.08	\$1.51	\$0.00	\$0.00	\$0.00	\$54,970.82
81-07-01	ENERO	\$25,000.00	\$0.00	\$0.00	\$0.00	\$0.00	\$2.13	\$2.06	\$2.13	\$2.08	\$1.51	\$1.80	\$0.75	\$239.46	\$265.33
81-07-02	FEBRERO	\$25,000.00	\$0.00	\$0.00	\$0.00	\$0.00	\$0.00	\$0.00	\$0.00	\$0.00	\$0.00	\$0.00	\$0.00	\$0.00	\$2,201.09
81-07-03	MARZO	\$25,000.00	\$0.00	\$0.00	\$0.00	\$0.00	\$0.00	\$0.00	\$0.00	\$0.00	\$0.00	\$0.00	\$0.00	\$0.00	\$0.00
81-07-04	ABRIL	\$25,000.00	\$0.00	\$0.00	\$0.00	\$0.00	\$0.00	\$0.00	\$0.00	\$0.00	\$0.00	\$0.00	\$0.00	\$0.00	\$49,410.16
			\$0.00	\$0.00	\$0.00	\$0.00	\$0.00	\$0.00	\$0.00	\$0.00	\$0.00	\$0.00	\$0.00	\$0.00	\$0.00
			\$0.00	\$0.00	\$0.00	\$0.00	\$0.00	\$0.00	\$0.00	\$0.00	\$0.00	\$0.00	\$0.00	\$0.00	\$25,000.00
			\$0.00	\$0.00	\$0.00	\$0.00	\$0.00	\$0.00	\$0.00	\$0.00	\$0.00	\$0.00	\$0.00	\$0.00	\$0.00



Ucr: Supervisor

Rep: rptAnaliticoPresupuestoIngresos

Municipio de Tolcayuca
Hidalgo
Estado Analítico Mensual de Ingresos
Al 31/dic./2022

Fecha y hora de Impresión: 11/ene/2023 08:14 p. m.

Rubro de Ingreso		Presupuesto Vigente	Ene	Feb	Mar	Abr	May	Jun	Jul	Ago	Sep	Oct	Nov	Dic	Total (Vigente - Total)	Diferencia (Vigente - Total)
81-07-10	Octubre	\$25,000.00	\$0.00	\$0.00	\$0.00	\$0.00	\$0.00	\$0.00	\$0.00	\$0.00	\$0.00	\$0.00	\$0.00	\$0.00	\$0.00	\$25,000.00
81-07-12	Diciembre	\$25,000.00	\$0.00	\$0.00	\$0.00	\$0.00	\$0.00	\$0.00	\$0.00	\$0.00	\$0.00	\$0.00	\$0.00	\$2,201.00	\$2,201.00	\$22,799.00
81-07-13	RENDIMIENTOS FEIEF	\$0.00	\$0.00	\$38.53	\$0.13	\$2.06	\$2.13	\$2.06	\$2.13	\$2.08	\$0.47	\$0.32	\$0.13	\$0.08	\$50.13	-\$50.13
81-08	Fondo de Compensación	\$827,605.00	\$87,916.27	\$50,467.86	\$43,103.09	\$44,290.87	\$59,917.88	\$23,266.03	\$59,917.88	\$60,936.12	\$0.00	\$58,917.37	\$58,364.59	\$118,826.09	\$606,013.34	\$221,591.66
81-08-01	Enero	\$137,934.17	\$87,916.27	\$0.00	\$0.00	\$0.00	\$0.00	\$0.00	\$0.00	\$0.00	\$0.00	\$0.00	\$0.00	\$0.00	\$0.00	\$50,015.90
81-08-02	Febrero	\$137,934.17	\$0.00	\$50,465.72	\$0.00	\$0.00	\$0.00	\$0.00	\$0.00	\$0.00	\$0.00	\$0.00	\$0.00	\$0.00	\$0.00	\$87,468.45
81-08-03	Marzo	\$137,934.17	\$0.00	\$0.00	\$43,099.69	\$0.00	\$0.00	\$0.00	\$0.00	\$0.00	\$0.00	\$0.00	\$0.00	\$0.00	\$0.00	\$94,834.48
81-08-04	ABRIL	\$137,934.17	\$0.00	\$0.00	\$0.00	\$44,286.55	\$0.00	\$0.00	\$0.00	\$0.00	\$0.00	\$0.00	\$0.00	\$0.00	\$0.00	\$44,286.55
81-08-06	JUNIO	\$137,934.17	\$0.00	\$0.00	\$0.00	\$0.00	\$0.00	\$23,262.49	\$0.00	\$0.00	\$0.00	\$0.00	\$0.00	\$0.00	\$0.00	\$93,647.62
81-08-07	JULIO	\$0.00	\$0.00	\$0.00	\$0.00	\$0.00	\$0.00	\$0.00	\$59,916.10	\$0.00	\$0.00	\$0.00	\$0.00	\$0.00	\$0.00	\$114,671.88
81-08-08	AGOSTO	\$0.00	\$0.00	\$0.00	\$0.00	\$0.00	\$0.00	\$0.00	\$0.00	\$60,934.89	\$0.00	\$0.00	\$0.00	\$0.00	\$0.00	-\$59,916.10
81-08-09	SEPTIEMBRE	\$0.00	\$0.00	\$0.00	\$0.00	\$0.00	\$0.00	\$0.00	\$0.00	\$0.00	\$0.00	\$0.00	\$0.00	\$0.00	\$0.00	-\$60,934.89
81-08-10	OCTUBRE	\$0.00	\$0.00	\$0.00	\$0.00	\$0.00	\$0.00	\$0.00	\$0.00	\$0.00	\$0.00	\$58,914.18	\$0.00	\$0.00	\$0.00	-\$58,914.18
81-08-11	NOVIEMBRE	\$0.00	\$0.00	\$0.00	\$0.00	\$0.00	\$0.00	\$0.00	\$0.00	\$0.00	\$0.00	\$0.00	\$58,362.15	\$0.00	\$0.00	-\$58,362.15
81-08-12	DICIEMBRE	\$0.00	\$0.00	\$0.00	\$0.00	\$0.00	\$0.00	\$0.00	\$0.00	\$0.00	\$0.00	\$0.00	\$0.00	\$57,846.34	\$57,846.34	-\$57,846.34
81-08-13	RENDIMIENTOS FINANCIEROS F	\$137,934.15	\$0.00	\$2.14	\$3.40	\$4.32	\$5.17	\$3.54	\$1.78	\$1.23	\$0.00	\$3.19	\$2.44	\$153.35	\$180.56	\$137,753.59
81-09	Fondo de Impuesto Sobre la Renta	\$170,000.00	\$12,834.56	\$8,363.40	\$2,579.79	\$4,841.03	\$4,267.47	\$4,325.38	\$22,723.10	\$3,397.39	\$68,865.55	\$10,889.17	\$2,646.00	-\$56,787.27	\$88,945.57	\$81,054.43
81-09-01	Enero	\$28,333.33	\$0.00	\$0.00	\$0.00	\$0.00	\$0.00	\$0.00	\$0.00	\$0.00	\$0.00	\$0.00	\$0.00	\$0.00	\$0.00	\$15,498.77
81-09-02	Febrero	\$28,333.33	\$0.00	\$8,363.13	\$0.00	\$0.00	\$0.00	\$0.00	\$0.00	\$0.00	\$0.00	\$0.00	\$0.00	\$0.00	\$0.00	\$19,970.20
81-09-03	Marzo	\$28,333.33	\$0.00	\$0.00	\$2,578.87	\$0.00	\$0.00	\$0.00	\$0.00	\$0.00	\$0.00	\$0.00	\$0.00	\$0.00	\$0.00	\$25,754.46
81-09-04	ABRIL	\$28,333.33	\$0.00	\$0.00	\$0.00	\$4,840.01	\$0.00	\$0.00	\$0.00	\$0.00	\$0.00	\$0.00	\$0.00	\$0.00	\$0.00	\$23,493.32
81-09-05	MAYO	\$28,333.33	\$0.00	\$0.00	\$0.00	\$0.00	\$4,266.24	\$0.00	\$0.00	\$0.00	\$0.00	\$0.00	\$0.00	\$0.00	\$4,266.24	\$24,067.09
81-09-06	JUNIO	\$28,333.35	\$0.00	\$0.00	\$0.00	\$0.00	\$0.00	\$4,324.85	\$0.00	\$0.00	\$0.00	\$0.00	\$0.00	\$0.00	\$4,324.85	\$24,008.50
81-09-07	JULIO	\$0.00	\$0.00	\$0.00	\$0.00	\$0.00	\$0.00	\$0.00	\$22,722.19	\$0.00	\$0.00	\$0.00	\$0.00	\$0.00	\$22,722.19	-\$22,722.19
81-09-08	AGOSTO	\$0.00	\$0.00	\$0.00	\$0.00	\$0.00	\$0.00	\$0.00	\$0.00	\$3,395.67	\$0.00	\$0.00	\$0.00	\$0.00	\$3,395.67	-\$3,395.67
81-09-09	SEPTIEMBRE	\$0.00	\$0.00	\$0.00	\$0.00	\$0.00	\$0.00	\$0.00	\$0.00	\$0.00	\$68,862.70	\$0.00	\$0.00	\$0.00	\$8,036.30	-\$8,036.30
81-09-10	OCTUBRE	\$0.00	\$0.00	\$0.00	\$0.00	\$0.00	\$0.00	\$0.00	\$0.00	\$0.00	\$0.00	\$10,887.18	\$0.00	\$0.00	\$10,887.18	-\$10,887.18
81-09-11	NOVIEMBRE	\$0.00	\$0.00	\$0.00	\$0.00	\$0.00	\$0.00	\$0.00	\$0.00	\$0.00	\$0.00	\$0.00	\$2,644.79	\$0.00	\$2,644.79	-\$2,644.79
81-09-12	DICIEMBRE	\$0.00	\$0.00	\$0.00	\$0.00	\$0.00	\$0.00	\$0.00	\$0.00	\$1.72	\$2.85	\$1.99	\$0.00	\$4,023.16	\$4,023.16	-\$4,023.16
81-09-13	RENDIMIENTOS FINANCIEROS F	\$0.00	\$0.00	\$0.27	\$0.92	\$1.02	\$1.23	\$0.53	\$0.91	\$0.00	\$0.00	\$1.99	\$1.21	\$15.97	\$28.62	-\$28.62
81-10	Programa de Devolución de Derech	\$0.00	\$0.00	\$0.00	\$0.00	\$0.00	\$0.00	\$0.00	\$0.00	\$0.00	\$0.00	\$0.00	\$0.00	\$145,416.24	\$145,416.24	-\$145,416.24
81-10-12	Diciembre	\$0.00	\$0.00	\$0.00	\$0.00	\$0.00	\$0.00	\$0.00	\$0.00	\$0.00	\$0.00	\$0.00	\$0.00	\$145,416.00	\$145,416.00	-\$145,416.00
81-10-13	RENDIMIENTOS PRODDE	\$0.00	\$0.00	\$0.00	\$0.00	\$0.00	\$0.00	\$0.00	\$0.00	\$0.00	\$0.00	\$0.00	\$0.00	\$0.24	\$0.24	-\$0.24
82	Aportaciones	\$20,514,468.99	\$1,772,217.17	\$1,797,959.18	\$1,785,147.71	\$1,785,160.24	\$1,785,193.64	\$1,785,221.21	\$1,785,262.49	\$1,785,227.33	\$1,785,182.25	\$1,785,157.09	\$1,331,907.86	\$1,331,896.63	\$20,515,538.60	-\$1,068.61
82-08	Fondo de Aportaciones para el Fort	\$15,982,040.99	\$1,318,974.37	\$1,344,706.31	\$1,331,865.25	\$1,331,859.53	\$1,331,872.14	\$1,331,889.35	\$1,331,906.29	\$1,331,894.96	\$1,331,905.01	\$1,331,910.98	\$1,331,899.44	\$1,331,891.60	\$15,982,575.23	-\$534.24



Utr: Supervisor

Rep: rptAnaliticoPresupuestoIngresos

**Municipio de Toluca
Hidalgo**
Estado Analítico Mensual de Ingresos
Al 31/dic./2022

Fecha y 11/ene./2023
hora de Impresión 08:14 p. m.

Rubro de Ingreso		Presupuesto Vigente	Ene	Feb	Mar	Abr	May	Jun	Jul	Ago	Sep	Oct	Nov	Dic	Total	Diferencia (Vigente - Total)
82-08-01	ENERO	\$1,331,836.75	\$1,318,974.37	\$0.00	\$0.00	\$0.00	\$0.00	\$0.00	\$0.00	\$0.00	\$0.00	\$0.00	\$0.00	\$0.00	\$1,318,974.37	\$12,862.38
82-08-02	FEBRERO	\$1,331,836.75	\$0.00	\$1,344,699.13	\$0.00	\$0.00	\$0.00	\$0.00	\$0.00	\$0.00	\$0.00	\$0.00	\$0.00	\$0.00	\$1,344,699.13	-\$12,862.38
82-08-03	MARZO	\$1,331,836.75	\$0.00	\$0.00	\$1,331,836.75	\$0.00	\$0.00	\$0.00	\$0.00	\$0.00	\$0.00	\$0.00	\$0.00	\$0.00	\$1,331,836.75	\$0.00
82-08-04	ABRIL	\$1,331,836.75	\$0.00	\$0.00	\$0.00	\$1,331,836.75	\$0.00	\$0.00	\$0.00	\$0.00	\$0.00	\$0.00	\$0.00	\$0.00	\$1,331,836.75	\$0.00
82-08-05	MAYO	\$1,331,836.75	\$0.00	\$0.00	\$0.00	\$0.00	\$1,331,836.75	\$0.00	\$0.00	\$0.00	\$0.00	\$0.00	\$0.00	\$0.00	\$1,331,836.75	\$0.00
82-08-06	JUNIO	\$1,331,836.75	\$0.00	\$0.00	\$0.00	\$0.00	\$0.00	\$1,331,836.75	\$0.00	\$0.00	\$0.00	\$0.00	\$0.00	\$0.00	\$1,331,836.75	\$0.00
82-08-07	JULIO	\$1,331,836.75	\$0.00	\$0.00	\$0.00	\$0.00	\$0.00	\$0.00	\$1,331,836.75	\$0.00	\$0.00	\$0.00	\$0.00	\$0.00	\$1,331,836.75	\$0.00
82-08-08	AGOSTO	\$1,331,836.75	\$0.00	\$0.00	\$0.00	\$0.00	\$0.00	\$0.00	\$0.00	\$1,331,836.75	\$0.00	\$0.00	\$0.00	\$0.00	\$1,331,836.75	\$0.00
82-08-09	SEPTIEMBRE	\$1,331,836.75	\$0.00	\$0.00	\$0.00	\$0.00	\$0.00	\$0.00	\$0.00	\$0.00	\$1,331,836.75	\$0.00	\$0.00	\$0.00	\$1,331,836.75	\$0.00
82-08-10	OCTUBRE	\$1,331,836.75	\$0.00	\$0.00	\$0.00	\$0.00	\$0.00	\$0.00	\$0.00	\$0.00	\$0.00	\$1,331,836.75	\$0.00	\$0.00	\$1,331,836.75	\$0.00
82-08-11	NOVIEMBRE	\$1,331,836.75	\$0.00	\$0.00	\$0.00	\$0.00	\$0.00	\$0.00	\$0.00	\$0.00	\$0.00	\$0.00	\$1,331,836.75	\$0.00	\$1,331,836.75	\$0.00
82-08-12	DICIEMBRE	\$1,331,836.74	\$0.00	\$0.00	\$0.00	\$0.00	\$0.00	\$0.00	\$0.00	\$0.00	\$0.00	\$0.00	\$0.00	\$0.00	\$1,331,836.74	\$0.00
82-08-13	RENDIMIENTOS FORTAMUN	\$0.00	\$0.00	\$7.18	\$28.50	\$22.78	\$35.39	\$52.80	\$69.54	\$58.21	\$68.26	\$74.23	\$82.69	\$54.86	\$534.24	-\$534.24
82-09	Fondo de Aportaciones para la Infra	\$4,532,428.00	\$453,242.80	\$453,252.87	\$453,282.46	\$453,300.71	\$453,321.50	\$453,337.86	\$453,356.20	\$453,332.37	\$453,277.24	\$453,246.11	\$8.22	\$5.03	\$4,532,963.37	-\$535.37
82-09-01	ENERO	\$453,243.10	\$453,242.80	\$0.00	\$0.00	\$0.00	\$0.00	\$0.00	\$0.00	\$0.00	\$0.00	\$0.00	\$0.00	\$0.00	\$453,242.80	\$0.20
82-09-02	FEBRERO	\$453,243.10	\$0.00	\$453,242.80	\$0.00	\$0.00	\$0.00	\$0.00	\$0.00	\$0.00	\$0.00	\$0.00	\$0.00	\$0.00	\$453,242.80	\$0.30
82-09-03	MARZO	\$453,243.10	\$0.00	\$0.00	\$453,242.80	\$0.00	\$0.00	\$0.00	\$0.00	\$0.00	\$0.00	\$0.00	\$0.00	\$0.00	\$453,242.80	\$0.30
82-09-04	ABRIL	\$453,243.10	\$0.00	\$0.00	\$0.00	\$453,242.80	\$0.00	\$0.00	\$0.00	\$0.00	\$0.00	\$0.00	\$0.00	\$0.00	\$453,242.80	\$0.30
82-09-05	MAYO	\$453,243.10	\$0.00	\$0.00	\$0.00	\$0.00	\$453,242.80	\$0.00	\$0.00	\$0.00	\$0.00	\$0.00	\$0.00	\$0.00	\$453,242.80	\$0.30
82-09-06	JUNIO	\$453,243.10	\$0.00	\$0.00	\$0.00	\$0.00	\$0.00	\$453,242.80	\$0.00	\$0.00	\$0.00	\$0.00	\$0.00	\$0.00	\$453,242.80	\$0.30
82-09-07	JULIO	\$453,243.10	\$0.00	\$0.00	\$0.00	\$0.00	\$0.00	\$0.00	\$453,242.80	\$0.00	\$0.00	\$0.00	\$0.00	\$0.00	\$453,242.80	\$0.30
82-09-08	AGOSTO	\$453,243.10	\$0.00	\$0.00	\$0.00	\$0.00	\$0.00	\$0.00	\$0.00	\$453,242.80	\$0.00	\$0.00	\$0.00	\$0.00	\$453,242.80	\$0.30
82-09-09	SEPTIEMBRE	\$453,243.10	\$0.00	\$0.00	\$0.00	\$0.00	\$0.00	\$0.00	\$0.00	\$0.00	\$453,242.80	\$0.00	\$0.00	\$0.00	\$453,242.80	\$0.30
82-09-10	OCTUBRE	\$453,243.10	\$0.00	\$0.00	\$0.00	\$0.00	\$0.00	\$0.00	\$0.00	\$0.00	\$0.00	\$453,242.80	\$0.00	\$0.00	\$453,242.80	\$0.30
82-09-13	RENDIMIENTOS FINANCIEROS F.	\$0.00	\$0.00	\$10.07	\$39.66	\$57.91	\$78.70	\$95.06	\$113.40	\$89.57	\$34.44	\$0.00	\$0.00	\$0.00	\$453,242.80	-\$2.70
83	Convenios	\$200,000.00	\$0.00	\$0.00	\$0.00	\$0.00	\$0.00	\$200,000.00	\$0.00	\$0.00	\$0.00	\$0.00	\$0.00	\$0.00	\$200,000.00	\$0.00
83-37	INIUJER	\$200,000.00	\$0.00	\$0.00	\$0.00	\$0.00	\$0.00	\$0.00	\$0.00	\$0.00	\$0.00	\$0.00	\$0.00	\$0.00	\$200,000.00	\$0.00
83-37-06	JUNIO	\$200,000.00	\$0.00	\$0.00	\$0.00	\$0.00	\$0.00	\$200,000.00	\$0.00	\$0.00	\$0.00	\$0.00	\$0.00	\$0.00	\$200,000.00	\$0.00
84	Incentivos Derivados de la Colaboraci	\$245,042.00	\$26,432.71	\$29,599.55	\$23,953.03	\$22,070.74	\$28,738.76	\$20,910.16	\$31,069.47	\$26,968.43	\$28,558.09	\$31,699.57	\$28,290.40	\$35,062.89	\$333,233.80	-\$88,191.80
84-01	IMPUESTO SOBRE AUTOMOVILES	\$199,302.00	\$22,611.02	\$25,787.76	\$20,141.00	\$18,258.55	\$24,926.38	\$16,997.66	\$27,246.77	\$23,156.45	\$24,746.08	\$27,887.40	\$24,478.10	\$31,240.80	\$287,477.97	-\$88,175.97
84-01-01	ENERO	\$16,608.75	\$22,611.02	\$0.00	\$0.00	\$0.00	\$0.00	\$0.00	\$0.00	\$0.00	\$0.00	\$0.00	\$0.00	\$0.00	\$22,611.02	-\$6,002.27
84-01-02	FEBRERO	\$16,608.75	\$0.00	\$25,787.45	\$0.00	\$0.00	\$0.00	\$0.00	\$0.00	\$0.00	\$0.00	\$0.00	\$0.00	\$0.00	\$25,787.45	-\$9,178.70
84-01-03	MARZO	\$16,608.75	\$0.00	\$0.00	\$20,139.79	\$0.00	\$0.00	\$0.00	\$0.00	\$0.00	\$0.00	\$0.00	\$0.00	\$0.00	\$20,139.79	-\$3,531.04
84-01-04	ABRIL	\$16,608.75	\$0.00	\$0.00	\$0.00	\$18,258.55	\$0.00	\$0.00	\$0.00	\$0.00	\$0.00	\$0.00	\$0.00	\$0.00	\$18,257.98	-\$1,649.23
84-01-05	MAYO	\$16,608.75	\$0.00	\$0.00	\$0.00	\$0.00	\$24,925.08	\$0.00	\$0.00	\$0.00	\$0.00	\$0.00	\$0.00	\$0.00	\$24,925.08	-\$8,316.33



Utr: Supervisor

Rep: rptAnaliticoPresupuestoIngresos










Municipio de Tolcayuca
Hidalgo
Estado Analítico Mensual de Ingresos
Al 31/dic./2022

Fecha y 11/ene/2023
hora de Impresión 08:14 p. m.

Rubro de Ingreso		Presupuesto Vigente	Ene	Feb	Mar	Abr	May	Jun	Jul	Ago	Sep	Oct	Nov	Dic	Total	Diferencia (Vigente - Total)
84-01-06	JUNIO	\$16,608.75	\$0.00	\$0.00	\$0.00	\$0.00	\$0.00	\$16,996.70	\$0.00	\$0.00	\$0.00	\$0.00	\$0.00	\$0.00	\$16,996.70	-\$387.95
84-01-07	JULIO	\$16,608.75	\$0.00	\$0.00	\$0.00	\$0.00	\$0.00	\$0.00	\$27,245.92	\$0.00	\$0.00	\$0.00	\$0.00	\$0.00	\$27,245.92	-\$10,637.17
84-01-08	AGOSTO	\$16,608.75	\$0.00	\$0.00	\$0.00	\$0.00	\$0.00	\$0.00	\$0.00	\$23,155.52	\$0.00	\$0.00	\$0.00	\$0.00	\$23,155.52	-\$6,546.77
84-01-09	SEPTIEMBRE	\$16,608.75	\$0.00	\$0.00	\$0.00	\$0.00	\$0.00	\$0.00	\$0.00	\$0.00	\$24,745.36	\$0.00	\$0.00	\$0.00	\$24,745.36	-\$8,136.61
84-01-10	OCTUBRE	\$16,608.75	\$0.00	\$0.00	\$0.00	\$0.00	\$0.00	\$0.00	\$0.00	\$0.00	\$0.00	\$27,885.51	\$0.00	\$0.00	\$27,885.51	-\$11,276.76
84-01-11	NOVIEMBRE	\$16,608.75	\$0.00	\$0.00	\$0.00	\$0.00	\$0.00	\$0.00	\$0.00	\$0.00	\$0.00	\$0.00	\$24,475.38	\$0.00	\$24,475.38	-\$7,886.53
84-01-12	DICIEMBRE	\$16,605.75	\$0.00	\$0.31	\$1.21	\$0.00	\$1.30	\$0.96	\$0.85	\$0.93	\$0.72	\$1.89	\$0.00	\$31,163.20	\$31,163.20	-\$14,557.45
84-01-13	RENDIMIENTOS FINANCIEROS IS	\$0.00	\$0.00	\$0.00	\$3,812.03	\$3,812.19	\$3,812.38	\$3,812.50	\$3,812.70	\$3,811.98	\$3,812.01	\$3,812.17	\$3,812.30	\$78.17	\$89.08	-\$99.06
84-02	COMPENSACIÓN IMPUESTO SOBR	\$45,740.00	\$3,811.69	\$3,811.79	\$3,812.03	\$3,812.19	\$3,812.38	\$3,812.50	\$3,812.70	\$3,811.98	\$3,812.01	\$3,812.17	\$3,812.30	\$3,822.09	\$45,755.83	-\$15.83
84-02-01	ENERO	\$3,811.92	\$3,811.69	\$0.00	\$0.00	\$0.00	\$0.00	\$0.00	\$0.00	\$0.00	\$0.00	\$0.00	\$0.00	\$0.00	\$3,811.69	\$0.23
84-02-02	FEBRERO	\$3,811.92	\$0.00	\$3,811.69	\$0.00	\$0.00	\$0.00	\$0.00	\$0.00	\$0.00	\$0.00	\$0.00	\$0.00	\$0.00	\$3,811.69	\$0.23
84-02-03	MARZO	\$3,811.92	\$0.00	\$0.00	\$3,811.69	\$0.00	\$0.00	\$0.00	\$0.00	\$0.00	\$0.00	\$0.00	\$0.00	\$0.00	\$3,811.69	\$0.23
84-02-04	ABRIL	\$3,811.92	\$0.00	\$0.00	\$0.00	\$3,812.19	\$0.00	\$0.00	\$0.00	\$0.00	\$0.00	\$0.00	\$0.00	\$0.00	\$3,812.19	-\$0.27
84-02-05	MAYO	\$3,811.92	\$0.00	\$0.00	\$0.00	\$0.00	\$3,811.69	\$0.00	\$0.00	\$0.00	\$0.00	\$0.00	\$0.00	\$0.00	\$3,811.69	\$0.23
84-02-06	JUNIO	\$3,811.92	\$0.00	\$0.00	\$0.00	\$0.00	\$0.00	\$3,811.69	\$0.00	\$0.00	\$0.00	\$0.00	\$0.00	\$0.00	\$3,811.69	\$0.23
84-02-07	JULIO	\$3,811.92	\$0.00	\$0.00	\$0.00	\$0.00	\$0.00	\$0.00	\$3,811.69	\$0.00	\$0.00	\$0.00	\$0.00	\$0.00	\$3,811.69	\$0.23
84-02-08	AGOSTO	\$3,811.92	\$0.00	\$0.00	\$0.00	\$0.00	\$0.00	\$0.00	\$0.00	\$3,811.69	\$0.00	\$0.00	\$0.00	\$0.00	\$3,811.69	\$0.23
84-02-09	SEPTIEMBRE	\$3,811.92	\$0.00	\$0.00	\$0.00	\$0.00	\$0.00	\$0.00	\$0.00	\$0.00	\$3,811.69	\$0.00	\$0.00	\$0.00	\$3,811.69	\$0.23
84-02-10	OCTUBRE	\$3,811.92	\$0.00	\$0.00	\$0.00	\$0.00	\$0.00	\$0.00	\$0.00	\$0.00	\$0.00	\$3,811.69	\$0.00	\$0.00	\$3,811.69	\$0.23
84-02-11	NOVIEMBRE	\$3,811.92	\$0.00	\$0.00	\$0.00	\$0.00	\$0.00	\$0.00	\$0.00	\$0.00	\$0.00	\$0.00	\$3,811.69	\$0.00	\$3,811.69	\$0.23
84-02-12	DICIEMBRE	\$3,808.88	\$0.00	\$0.00	\$0.00	\$0.00	\$0.00	\$0.00	\$0.00	\$0.00	\$0.00	\$0.00	\$0.00	\$3,811.69	\$3,811.69	-\$2.81
84-02-13	RENDIMIENTOS FINANCIEROS C	\$0.00	\$0.00	\$0.10	\$0.34	\$0.00	\$0.69	\$0.81	\$1.01	\$0.29	\$0.32	\$0.48	\$0.61	\$10.40	\$15.05	-\$15.05
Total		\$32,709,906.74	\$10,454,288.59	\$8,103,438.69	\$8,009,749.71	\$8,312,869.72	\$7,594,224.72	\$8,013,227.81	\$8,452,836.17	\$7,165,534.39	\$7,765,116.59	\$6,960,566.11	\$6,656,714.74	\$10,188,692.16	\$97,717,256.40	-\$5,007,349.66

Municipio de Tolcayuca
Hidalgo
Estado Analítico Mensual de Ingresos
Al 31/dic./2022

Fecha y hora de Impresión: 11/ene./2023 08:14 p. m.

Rubro de Ingreso	Presupuesto Vigente	Ene	Feb	Mar	Abr	May	Jun	Jul	Ago	Sep	Oct	Nov	Dic	Total (Vigente - Total)	Diferencia (Vigente - Total)
		<div><div></div><div></div><div></div><div></div></div>													
		<div><div>LIC. GASTÓN VALDERRAMA AVILA PRESIDENTE MUNICIPAL</div><div>LIC. YOLANDA FLORES CABRERA TESORERA MUNICIPAL</div><div>LIC. MIRIAM ENILIA JUAREZ PACHECO SINDICO MUNICIPAL</div></div>													